

## DENALI III

The Denali range - all you need. A sturdy dome tent with effective ventilation, big and strong enough for trekking trips, but small and lightweight enough for your bicycle trip, this tent has it all. Featuring our unique SRS-system for easy set up, reinforced corners and Zipper Flaps withstand the forces of nature and keep you dry and cosy at night. Available in three sizes.

The SALEWA-SRS System is key of the easy set up of this best selling 2-person tent. This tent has all you need for mid level trekking trips and your camping vacations on the next climbing wall.



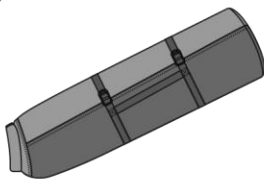
Flysheet



Inner tent



3 Poles



compression storage bag



8 Pegs



2 reflective Guy lines

## SPECS AND DIMENSIONS

### Fly fabric:

68D Polyester Ripstop PU coated  
Watercolumn: 3.000 mm

### Innertent fabric:

50D Polyester Ripstop with mesh and mosquito net entrance

### Floor fabric:

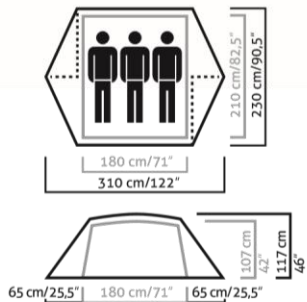
70D Nylon PU coated  
Watercolumn: 5.000 mm

**Minimum trail weight:** 2,9 kg/ 6lb 6oz

**Packaging Size:** 52 x 18 x 18 cm/ 20,5" x 7" x 7"

**Poles:** 3 aluminium poles 9,5 mm

**Entrance:** 2



[www.salewa.com](http://www.salewa.com)



DENALI III

**1 - OPEN THE INNER TENT AND ASSEMBLE THE POLES**



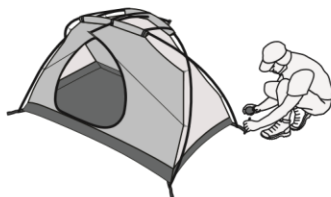
**2 - (I) INSERT THE POLES TO THE SLEEVES, (II) FIX THEM TO THE EYELETS, (III) ATTACH THE HOOKS TO THE POLES**



**3 - INSERT THE TOP POLE INTO THE EYELETS AND FIX IT**



**4 - FIX THE INNER TENT TO THE GROUND WITH THE PEGS**



**5 - ADD THE FLYSHEET OVER THE INNER TENT AND FIX IT**



**6 - STRETCH THE VESTIBULES AND FIX THEM WITH THE PEGS**



**7 - FIX THE GUY LINES WITH THE PEGS**



**8 - OPEN THE SIDE VENTILATIONS TO AVOID HUMIDITY**



# WARNING!

**NO FIRE**



Keep tent away from flames or smoldering fires. Death by serious burns or suffocation is possible.

**VENTILATION**



Maintain adequate ventilation inside tent. Death by suffocation is possible.

**CAMPSITE**



Avoid campsites with danger of falling rocks or tree limbs, lightning strikes, flash floods, avalanches or other hazards.

## STORAGE

**BEFORE STORING, DON'T FORGET TO DRY YOUR TENT COMPLETELY AS MOISTURE CAN LEAD TO MILDEW. REMOVE AS MUCH DIRT AND MOISTURE FROM YOUR TENT AS POSSIBLE. DO NOT STORE YOUR TENT COMPRESSED OR EXPOSED TO UV LIGHT FOR LONG PERIODS.**

If you have additional questions please contact SALEWA at [www.salewa.com](http://www.salewa.com)

## WARRANTY

SALEWA guarantees every product we sell. We put a great effort into every product to stand up to the use for which it was designed. We choose the best materials and provide you with the highest level of manufacture. If one of our products does not meet your expectations during its useful life, we promise to repair it, replace it, exchange it. SALEWA does not warranty products against normal wear and tear, unauthorized modifications or alterations, improper use, improper maintenance, misuse or neglect or if the product is used for a purpose for which it is not intended. Except as expressly set forth in these terms and conditions, SALEWA is not liable for any direct, indirect or consequential damages arising out of or resulting from the use of a SALEWA product.

This warranty does not cover damages caused by improper care, accidents or natural breakdown of materials over extended time and use. All products should be returned to us for evaluation and will be repaired or replaced at our discretion. Damages due to accident or improper care will be repaired at a reasonable rate.

All registered product names are registered trademark and property from SALEWA.