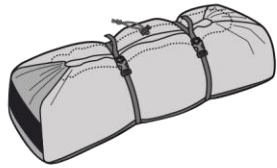


Flysheet

Inner tent



3 Poles



compression storage bag



10 Pegs



4 reflective Dyneema  
guy lines

## SPECS AND DIMENSIONS

### Fly fabric:

20D Nylon Ripstop silicone/PU coated  
Watercolumn: 3.000 mm

### Innertent fabric:

20D Nylon Ripstop with mesh and mosquito  
net entrance

### Floor fabric:

40D Nylon Ripstop PU coated  
Watercolumn: 10.000 mm

**Minimum trail weight:** 1,7 kg/ 3 lb 12 oz

**Packaging Size:** 40 x 19 cm/ 16" x 7,5"

**Poles:** 3 ultralight aluminium poles 8,5 mm

**Entrance:** 1

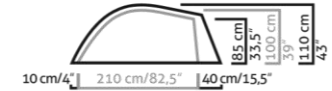
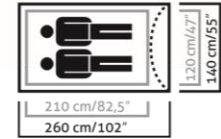
## LITETREK PRO II

The Litetrek PRO II is a tent for Trekking  
and Mountaineering.

The Litetrek PRO II combines excellent space inside,  
stability and low weight. It was inspired by the  
structure of the expedition tents.

Despite the weight reduction it is very stable in  
moderate winds and the double wall construction  
offers an optimal ratio between ventilation and  
insulation. Additionally this tent construction  
assures that the inner tent stays dry, when it rains  
during the setup or the disassembling.

The space inside is roomy and the two vestibules  
provide enough space for cooking and storing gear.  
The Litetrek PRO II was especially designed to meet  
the requirements of a long trekking tour.



## KEY FEATURES



01 | EXTENDABLE AND REPLACEABLE ANCHOR POINTS

02 | VESTIBULE FOR GEAR STORAGE AND COOKING  
WITH EXTENSION SOLUTION

03 | SELF SUPPORTING CONSTRUCTION

04 | 3S: SPEED SET UP SOLUTION

## WARRANTY

SALEWA guarantees every product we sell. We put a great effort into every product to stand up to the use for which it was designed. We choose the best materials and provide you with the highest level of manufacture. If one of our products does not meet your expectations during its useful life, we promise to repair it, replace it, exchange it. SALEWA does not warranty products against normal wear and tear, unauthorized modifications or alterations, improper use, improper maintenance, misuse or neglect or if the product is used for a purpose for which it is not intended. Except as expressly set forth in these terms and conditions, SALEWA is not liable for any direct, indirect or consequential damages arising out of or resulting from the use of a SALEWA product.

This warranty does not cover damages caused by improper care, accidents or natural breakdown of materials over extended time and use. All products should be returned to us for evaluation and will be repaired or replaced at our discretion. Damages due to accident or improper care will be repaired at a reasonable rate.

All registered product names are registered trademark and property from SALEWA.

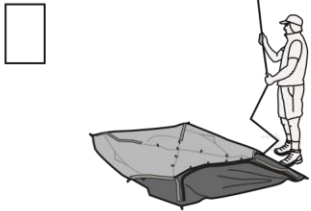


www.salewa.com

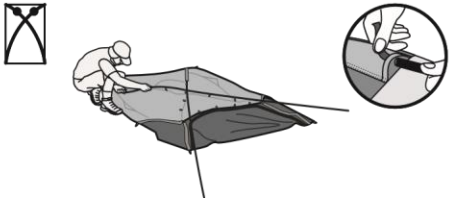


LITETREK PRO II

**1 - OPEN THE TENT AND ASSEMBLE THE POLES**



**2 - INSERT THE YELLOW POLES INTO THE YELLOW SLEEVES**



**3 - INSERT OTHER END OF THE YELLOW POLES INTO THE YELLOW SLEEVES**



**4 - INSERT BOTH ENDS OF THE YELLOW POLES INTO THE YELLOW SLEEVES**



**5 - ATTACH THE HOOKS TO THE POLES**



**6 - STRETCH THE VESTIBULES AND FIX THEM WITH THE PEGS FOLLOWING (I) (II)**



**7 - OPEN THE VENTILATION TO AVOID HUMIDITY**



**8 - USE THE GUY LINES TO INCREASE THE STABILITY OF THE TENT AND FIX THEM FOLLOWING (I) (II) (III)**



**9 - FIX THE GUY LINES WITH THE PEGS**



**IMPORTANT NOTE :**

- ASSEMBLE / DISASSEMBLE DURING THE ASSEMBLE AND DISASSEMBLE OF THE TENT, SECURE THE POLES FIRMLY. DUE TO THE TENSION, THE POLES MIGHT BE RELEASED SUDDENLY AND HURT YOU OR OTHERS AROUND (EYES , FACE, ETC.)



**INNERTENT OPTIONS**

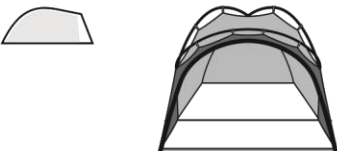
- THE INNERTENT IS ATTACHED WITH BUCKLES ON THE FLYSHEET



- TO INCREASE THE SPACE OF THE VESTIBULE FOR E.G. FOR COOKING DETACH SOME OF THE BUCKLES.



- TO REDUCE WEIGHT AND USE ONLY FLYSHEET DETACH THE INNERTENT BY RELEASING ALL BUCKLES.

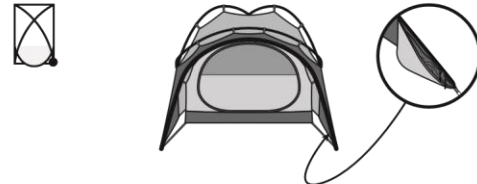


**DOOR OPENING OPTIONS (FRONT DOOR)**



**DOOR STORAGE (FRONT DOOR)**

THE DOOR CAN BE STORED IN A POCKET AT THE ENTRANCE



**STORAGE**

BEFORE STORING, DON'T FORGET TO DRY YOUR TENT COMPLETELY AS MOISTURE CAN LEAD TO MILDEW. REMOVE AS MUCH DIRT AND MOISTURE FROM YOUR TENT AS POSSIBLE. DO NOT STORE YOUR TENT COMPRESSED OR EXPOSED TO UV LIGHT FOR LONG PERIODS.

**CLEANING**

OPEN ALL DOORS, LIFT THE TENT AND SHAKE IT TO REMOVE DIRT. USE CLEAR WATER AND A SPONGE FOR CLEANING.



**TIPS**

ATTACH GUYLINES BEFORE FIRST USE



IF NOT IN USE STORE THE GUYLINES



**WARNING!**



**NO FIRE**  
Keep tent away from flames or smoldering fires. Death by serious burns or suffocation is possible.



**VENTILATION**  
Maintain adequate ventilation inside tent. Death by suffocation is possible.



**CAMPSITE**  
Avoid campsites with danger of falling rocks or tree limbs, lightning strikes, flash floods, avalanches or other hazards.

if you have additional questions please contact SALEWA at [www.salewa.com](http://www.salewa.com)